

Agile Stitching Together join the big picture to the day to day stuff

Now repeat, practise, learn, improve & teach...

24

I'm stitched together

- Thanks to the PI planning session you now have a clear line of sight from your vision & blueprint, through your prioritised Epics, through your Features for this PI and to the stories you are tackling day to day. This clarity empowers you to make day to day priority calls throughout the new PI – and empowers you NOT to do the lower priority work.
- Just remember the next PI planning session is only 3 months (6 sprints) away where the priorities may change again.

Update Story backlog

Now you know the rough priority order for tackling your Features, review the Story backlog and get your day to day Kanban focusing on the highest priority Epic / Feature combinations

Update epic and feature Kanbans

Move Epics into Implementing if they have been accepted into the PI; Populate the Feature board with the newly prioritised Features for this PI. You may want to create Epic 'swimlanes' in your feature board

Publish writeup: 1-2 pages max

Summary of Epic progress; Summary of lessons from user feedback discussion; Prioritised Epic / Feature grid; Summary of lessons from PI retrospective

Epic prioritisation

Get group to put the Epics they want tackled in the next PI in strict priority order (no joint places). This is the single most important decision of the session – and the simplest if the earlier discussions have gone well.

Feature review – epic by epic

For each Epic business case, ask group to review the proposed "features for this PI" list. Which can be pushed back another PI, which are most important to do this PI. Agree a rough priority order for the feature in this PI.

23

22

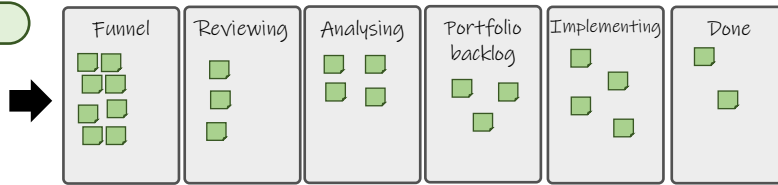
21

20

19

18

Portfolio (Epic) Kanban

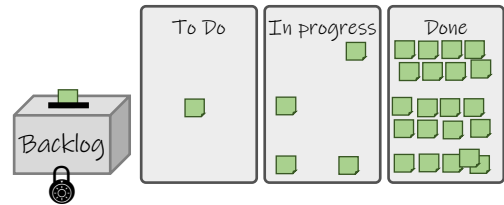


User feedback discussion

User representatives lead a group discussion to explore an area they are concerned about. This will get group thinking about priorities and future focus. Pick this topic to align with what you predict as one of the highest priority Epics.

17

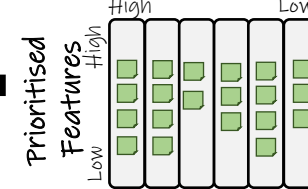
Day to day (Story) Kanban



Sprint to sprint (Feature) Kanban



Prioritised Epics



Retrospective of last PI

Use "long & winding road" microtool to draw out the main events of the last PI on a timeline, as a group, on a long piece of paper (multiple flip charts stuck together) and then discuss, followed by standard retrospective – what went well last PI, didn't go well and what to try next PI

13

14

15

16

Carry on...

From getting Epic

Assuming

You have two Kanbans up & running; one with your day to day tasks, one with your Epics

Prepare your Programme Increment (PI) planning session

- Invite: Epic owners, decision makers, sponsors, user representatives (eg product owners). Ensure diversity of thought (grade, experience, introvert / extrovert etc)
- Talk through the purpose of PI planning with them so they know what to expect (and prioritise their attendance)
- Logistics: 20 people round a table? Book rooms etc

Publish PI planning agenda

- Reading time (not everyone will have pre-read your documents)
- Trust building exercise
- Retrospective of last PI
- User feedback based discussion topic
- Review feature priority – Epic by Epic
- Prioritise Epics
- Retrospective of the session

Prepare documents

Make the following available before the session & print out for the session:

- Agenda
- 1-page Vision & blueprint
- 1-page Epic progress summary
- 1-page copy of Epic Kanban
- Epic business cases for each Epic in the Portfolio Backlog & Implementing columns of the Epic Kanban

Trust building exercise

Measure the mood in the room, eg through the "one word mood" microtool – get everyone to write one word that describes their current mood on a post-it and share with group. Repeat at end of the session